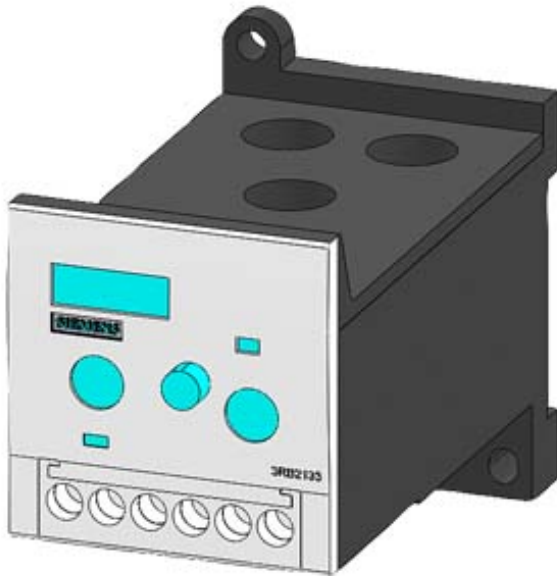


OVERLOAD RELAY 6...25 A FOR MOTOR PROTECTION SIZE S2,  
 CLASS 5...30 STAND-ALONE INSTALLATION MAIN CIRCUIT:  
 THROUGH TRANSF. AUX. CIRCUIT: SCREW CONNECTION  
 MANUAL-AUTOMATIC-RESET INT. EARTH FAULT DETECTION



product brand name	SIRIUS
Product designation	solid-state overload relay

**General technical data:**

Size of contactor can be combined company-specific	S2
Power loss [W] total typical	0.05 W
Insulation voltage	
• with degree of pollution 3 rated value	690 V
Surge voltage resistance rated value	6 kV
Protection class IP	
• on the front	IP20
Shock resistance	15g / 11 ms
Type of protection	PTB 06 ATEX 3001 Ex II (2) GD
Equipment marking acc. to DIN EN 81346-2	F

**Ambient conditions:**

Installation altitude at height above sea level maximum	2 000 m
Ambient temperature	
• during operation	-25 ... +60 °C
• during storage	-40 ... +80 °C

<ul style="list-style-type: none"> <li>during transport</li> </ul>	-40 ... +80 °C
<b>Relative humidity during operation</b>	100 %
<b>Main circuit:</b>	
<b>Number of poles for main current circuit</b>	3
<b>Adjustable pick-up value current of the current-dependent overload release</b>	6 ... 25 A
<b>Operating voltage</b>	
<ul style="list-style-type: none"> <li>at AC-3 rated value maximum</li> </ul>	690 V
<b>Auxiliary circuit:</b>	
<b>Number of NC contacts</b>	
<ul style="list-style-type: none"> <li>for auxiliary contacts</li> </ul>	1
<b>Number of NO contacts</b>	
<ul style="list-style-type: none"> <li>for auxiliary contacts</li> </ul>	1
<b>Number of CO contacts</b>	
<ul style="list-style-type: none"> <li>for auxiliary contacts</li> </ul>	0
<b>Operating current of auxiliary contacts at AC-15</b>	
<ul style="list-style-type: none"> <li>at 24 V</li> <li>at 110 V</li> <li>at 120 V</li> <li>at 125 V</li> <li>at 230 V</li> </ul>	4 A 4 A 4 A 4 A 3 A
<b>Operating current of auxiliary contacts at DC-13</b>	
<ul style="list-style-type: none"> <li>at 24 V</li> <li>at 60 V</li> <li>at 110 V</li> <li>at 125 V</li> <li>at 220 V</li> </ul>	2 A 0.55 A 0.3 A 0.3 A 0.11 A
<b>Protective and monitoring functions:</b>	
<b>Trip class</b>	Class 5, 10, 20 and 30 adjustable
<b>Short-circuit protection</b>	
<b>Design of the fuse link</b>	
<ul style="list-style-type: none"> <li>for short-circuit protection of the auxiliary switch required</li> </ul>	fuse gL/gG: 6 A
<b>Installation/ mounting/ dimensions:</b>	
<b>Mounting position</b>	any
<b>Mounting type</b>	stand-alone installation
<b>Height</b>	92 mm
<b>Width</b>	55 mm
<b>Depth</b>	109 mm
<b>Required spacing</b>	
<ul style="list-style-type: none"> <li>with side-by-side mounting</li> </ul>	

— forwards	0 m
— Backwards	0 m
— upwards	0 m
— downwards	0 m
— at the side	0 m
• for grounded parts	
— forwards	0 m
— Backwards	0 m
— upwards	0 m
— at the side	6 mm
— downwards	0 m
• for live parts	
— forwards	0 m
— Backwards	0 m
— upwards	0 m
— downwards	0 m
— at the side	6 mm

#### Connections/ Terminals:

<b>Product function</b>	
• removable terminal for auxiliary and control circuit	Yes
<b>Type of electrical connection</b>	
• for main current circuit	straight-through transformers
• for auxiliary and control current circuit	screw-type terminals
<b>Type of connectable conductor cross-sections</b>	
• for auxiliary contacts	
— solid	0.5 ... 4 mm <sup>2</sup> , 2x (0.5 ... 2.5 mm <sup>2</sup> )
— finely stranded with core end processing	0.5 ... 2.5 mm <sup>2</sup> , 2x (0.5 ... 1.5 mm <sup>2</sup> )
• at AWG conductors for auxiliary contacts	2x (20 ... 14)

#### Electromagnetic compatibility:

<b>Field-bound parasitic coupling acc. to IEC 61000-4-3</b>	10 V/m
<b>Electrostatic discharge acc. to IEC 61000-4-2</b>	6 kV contact discharge / 8 kV air discharge

#### Certificates/approvals

General Product Approval	EMC	For use in hazardous locations
--------------------------	-----	--------------------------------



Declaration of Conformity	Test Certificates	Shipping Approval
---------------------------	-------------------	-------------------



[spezielle Prüfbescheinigungen](#)

[Typprüfbescheinigung/Werkszeugnis](#)



Shipping Approval	other
-------------------	-------



[sonstig](#)

[Umweltbestätigung](#)

[Bestätigungen](#)

#### Further information

##### Information- and Downloadcenter (Catalogs, Brochures,...)

<http://www.siemens.com/industrial-controls/catalogs>

##### Industry Mall (Online ordering system)

<https://mall.industry.siemens.com/mall/en/en/Catalog/product?mlfb=3RB2133-4QW1>

##### Cax online generator

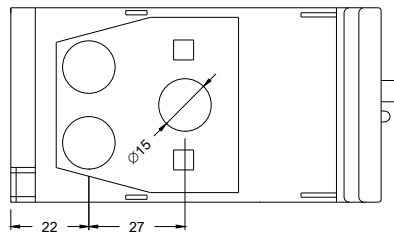
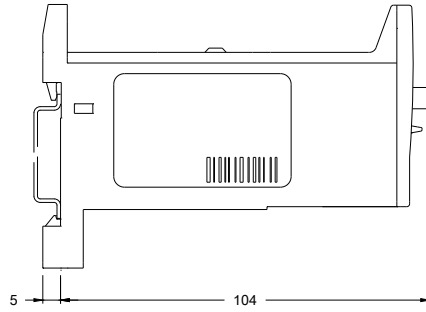
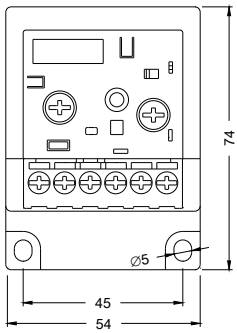
<http://support.automation.siemens.com/WW/CAXorder/default.aspx?lang=en&mlfb=3RB2133-4QW1>

##### Service&Support (Manuals, Certificates, Characteristics, FAQs,...)

<https://support.industry.siemens.com/cs/ww/en/ps/3RB2133-4QW1>

##### Image database (product images, 2D dimension drawings, 3D models, device circuit diagrams, EPLAN macros, ...)

[http://www.automation.siemens.com/bilddb/cax\\_de.aspx?mlfb=3RB2133-4QW1&lang=en](http://www.automation.siemens.com/bilddb/cax_de.aspx?mlfb=3RB2133-4QW1&lang=en)



last modified:

07/08/2016