

CST-321S 3 1/2 DIGITAL TEMP. SETTING METER

FEATURE

- Measuring T/C: K, J RTD: Pt100Ω
- Accuracy: T/C: ±0.5% , RTD: ±0.2% ,
- 3 1/2 Digital display: 1999
- Relay contact output
- Easy-to-wire, screw type terminal
- Outside dimensions is 1/8 DIN standard (96x48 mm)
- High stability & low cost



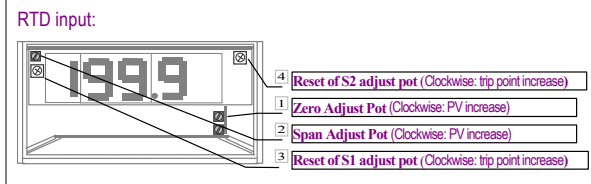
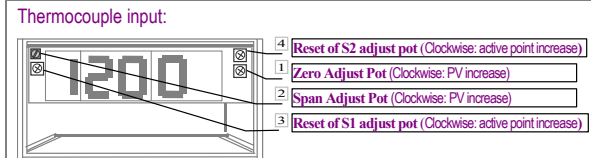
MEASUREMENT

Measuring Range		Resolution	Input Impedance
Thermo-couple	K 0~1200 °C	1 °C	≥1M ohm
	J 0~750 °C	1 °C	≥1M ohm
RTD	Pt100 -199.9~199.9 °C	0.1 °C	≥1M ohm
	Pt100 0~800 °C	1 °C	≥1M ohm

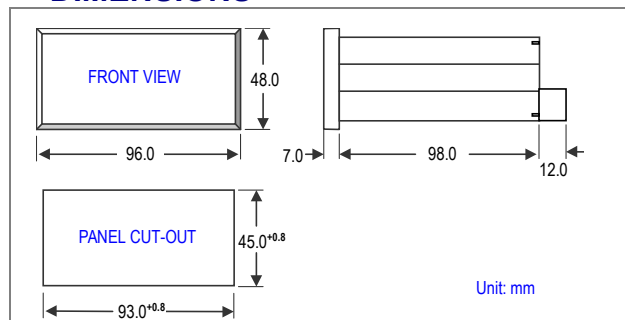
SPECIFICATION

Measuring accuracy:	T/C: ±0.5% F.S. ±1 digit RTD: ±0.2% F.S. ±1 digit
Span adjustment:	≤10% of F.S.
Zero adjustment:	≤2% of F.S.
Sampling time:	About 3 cycles/sec.
Polarity indication:	When input is negative "-"
Over-range indication:	"1" display
Setting accuracy:	±0.5% F.S. ±1 digit
Reset adjustment:	±1% F.S. by potentiometer
Control active:	ON/OFF
Relay contact:	SPDT for R1 & R2; AC 110V/5A, 220V/3A
Operating temperature:	0~60 °C
Operating relative humidity:	20~95 %RH
Temperature coefficient:	≤100 PPM/°C (0 ~ 50 °C) ≤50 PPM/°C (23 ±5 °C)
Cold junction compensation:	25 ±10 °C, error < 0.5 °C
Storage temperature:	-10~70 °C
Power Supply:	AC 115/230V ±15%, 50/60 Hz
Power consumption:	DC 3W, AC 4.5VA
Dielectric Strength:	AC 2.0KV for 1 min (Between Power / Input / Output) AC 3.0KV for 1 min (Between Terminal / Case)
Weight:	500g

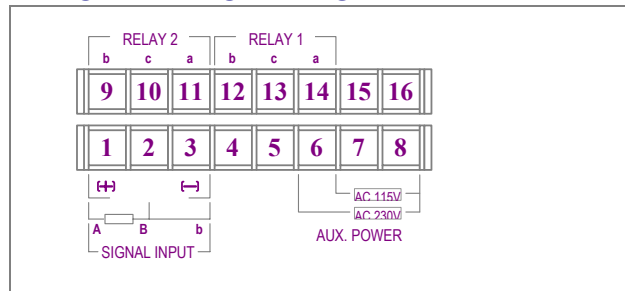
ADJUSTMENT



DIMENSIONS



CONNECTION DIAGRAM



ORDERING INFORMATION

CST-321S Input Type — Input Range — Output Aux. Power

CODE	INPUT TYPE
K	K type
J	J type
P	Pt100Ω
O	Other

Thermocouple		Pt100Ω	
CODE	INPUT RANGE	CODE	INPUT RANGE
A	0~100 °C	1	0~199.9 °C
B	0~200 °C	2	-50.0~50.0 °C
C	0~400 °C	3	-99.9~199.9 °C
D	0~600 °C	4	0~300 °C
E	0~1000 °C	5	0~600 °C
F	0~1200 °C	6	0~800 °C
O	Specify	7	-100~600 °C
		0	Specify

CODE	OUTPUT
H	Hi
HH	Hi / Hi
L	Low
LL	Low / Low
HL	Hi / Low

CODE	AUX. POWER
A	AC 115/230 V
O	Specify