

225 MHz to 2 GHz Balun at 50 Ohm to 25 Ohm Rated to 100 Watts in a SMT (Surface Mount) Package

The FMBL1000 is part of a family of 100 watt surface mount baluns. It converts between a 50 ohm unbalanced signal (one signal referenced to ground) and balance signals (two 50 Ohm signals referenced to each other, 25 Ohms referenced to ground). These baluns have many useful applications. For example, when matching to low impedances (like transistors), these baluns allows improved matching to applications like push-pull amplifiers with improved bandwidth, and losses while providing second harmonic cancelation.



Electrical Specifications

Description	Min	Typ	Max	Units
Frequency Range	0.225		2	GHz
Unbalanced Impedance		50		Ohms
Balanced Impedance		25		Ohms
Insertion Loss			0.45	dB
VSWR			1.35:1	
Nominal Phase Difference		180		Degrees
Phase Balance		±8		Degrees
Amplitude Balance		±0.45		dB
Input Power (CW)			100	Watts

Mechanical Specifications

Size	
Length	1.15 in [29.21 mm]
Width	1.1 in [27.94 mm]
Height	0.45 in [11.43 mm]
Package Type	Surface Mount

Environmental Specifications

Temperature	
Operating Range	-55 to 85 deg C

Compliance Certifications (visit www.FairviewMicrowave.com for current document)

RoHS Compliant	Yes
REACH Compliant	06/14/2014

Plotted and Other Data

Notes:

Features:

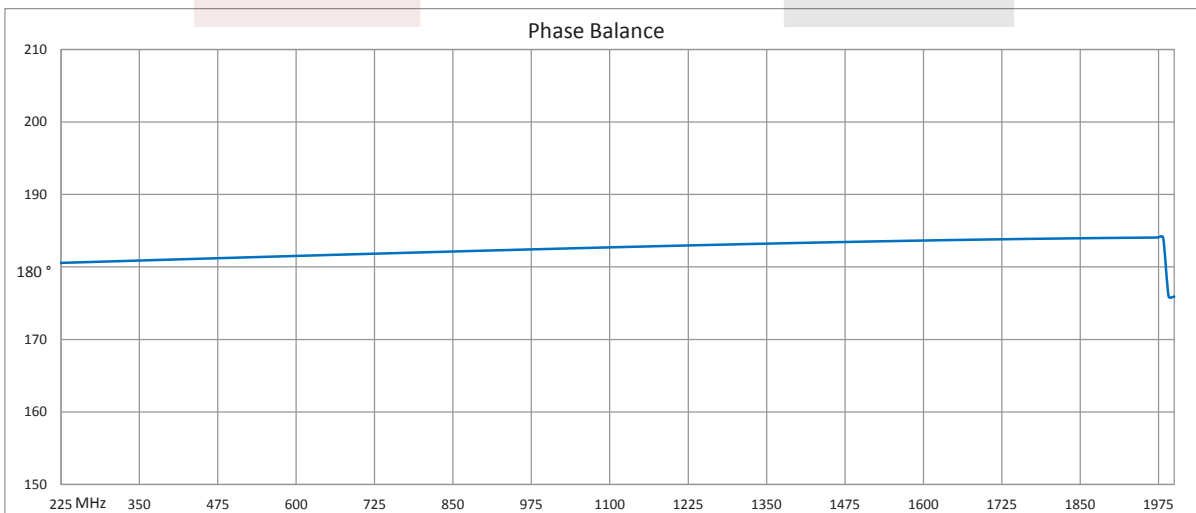
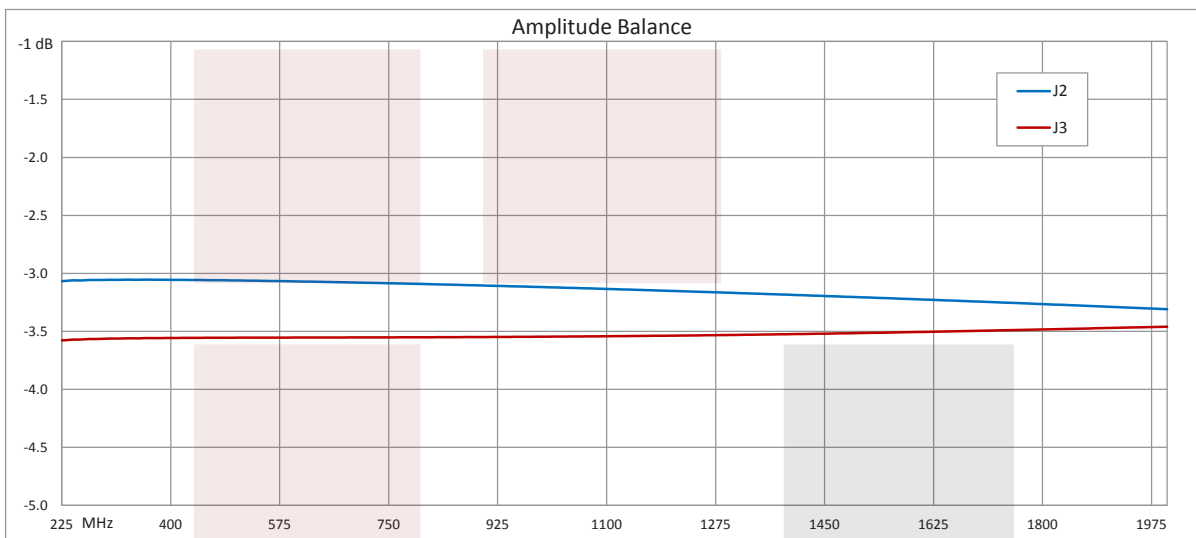
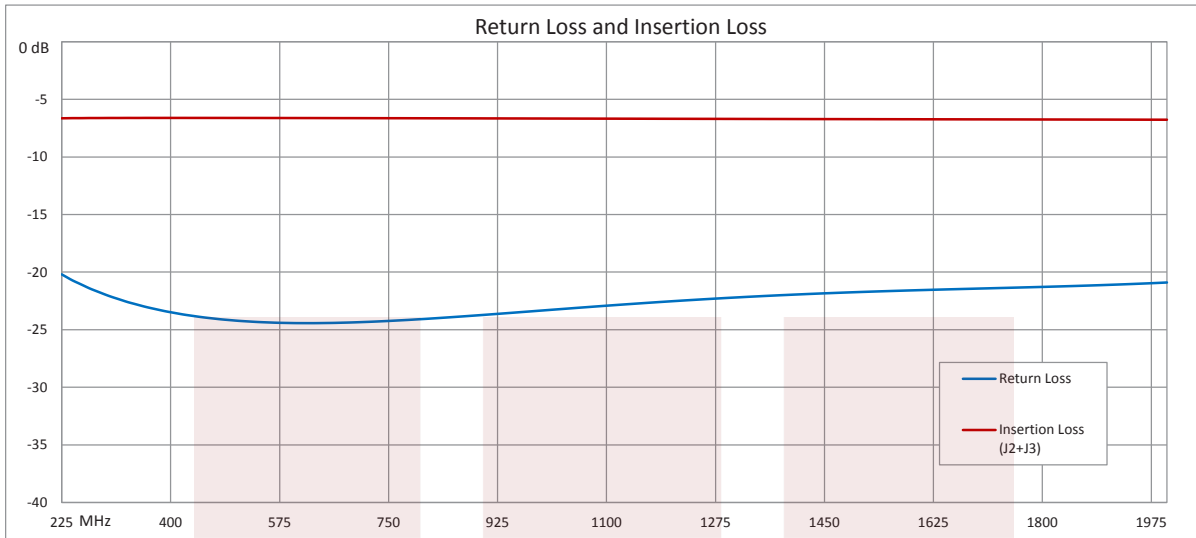
- 225 to 2000 MHz Frequency Range
- Surface Mount Device
- 50 ohm unbalanced to 25 ohm balanced

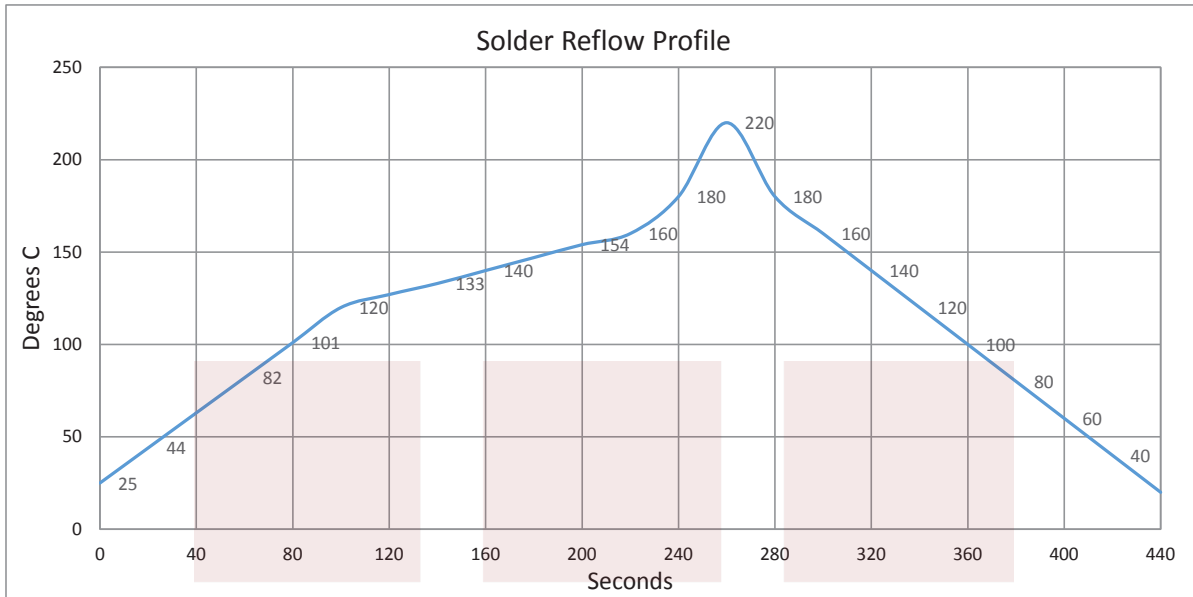
Applications:

- Push-Pull Amplifiers
- Antenna Drivers
- Amateur Radio
- Commercial
- Military

Fairview Microwave
 1130 Junction Dr. #100
 Allen, TX 75013
 Tel: 1-800-715-4396 / (972) 649-6678
 Fax: (972) 649-6689
www.fairviewmicrowave.com
sales@fairviewmicrowave.com

Typical Performance Data



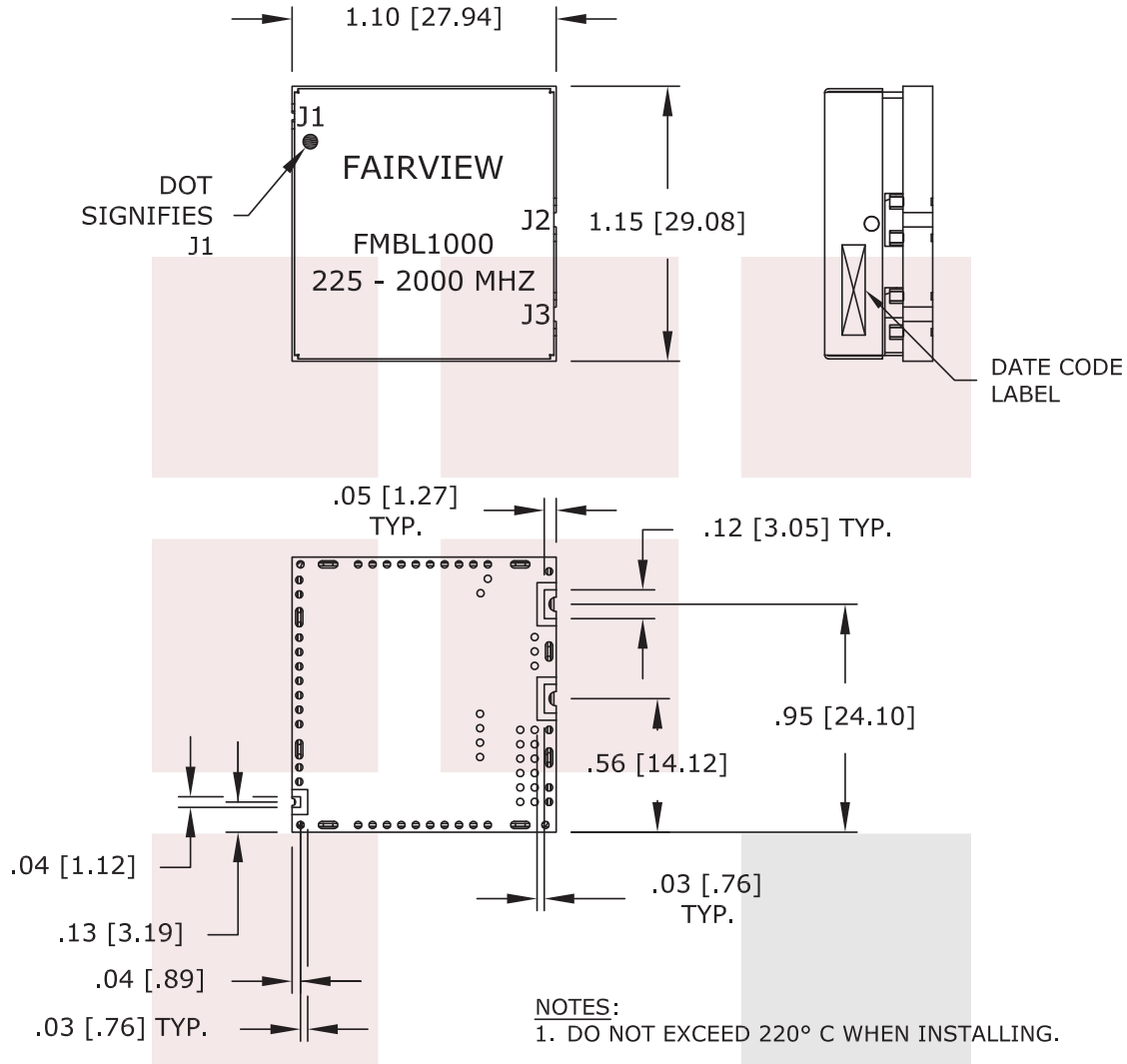


225 MHz to 2 GHz Balun at 50 Ohm to 25 Ohm Rated to 100 Watts in a SMT (Surface Mount) Package from Fairview Microwave is in-stock and available to ship same-day. All of our RF/microwave products are available off-the-shelf from our ISO 9001:2008 certified facilities in Allen, Texas. Fairview Microwave is RF on-demand.

For additional information on this product, please click the following link: [225 MHz to 2 GHz Balun at 50 Ohm to 25 Ohm Rated to 100 Watts in a SMT \(Surface Mount\) Package FMBL1000](http://www.fairviewmicrowave.com/225-mhz-2-ghz-balun-50-25-ohm-100-watts-smt-fmb1000-p.aspx)

URL: <http://www.fairviewmicrowave.com/225-mhz-2-ghz-balun-50-25-ohm-100-watts-smt-fmb1000-p.aspx>

The information contained in this document is accurate to the best of our knowledge and representative of the part described herein. It may be necessary to make modifications to the part and/or the documentation of the part, in order to implement improvements. Fairview Microwave reserves the right to make such changes as required. Unless otherwise stated, all specifications are nominal. Fairview Microwave does not make any representation or warranty regarding the suitability of the part described herein for any particular purpose, and Fairview Microwave does not assume any liability arising out of the use of any part or documentation.



TOLERANCE	.XX ±.02
	.XXX ±.010
	ANG. ±1/2°

J1	J2	J3
50 Ohm	25 Ohm	25 Ohm

* THESE DIMENSIONS AND TOLERANCES SUPERSEDE NOTE #1 ON TITLE BLOCK.

FAIRVIEW MICROWAVE INC.		NOTES: 1. UNLESS OTHERWISE SPECIFIED ALL DIMENSIONS ARE NOMINAL. 2. ALL SPECIFICATIONS ARE SUBJECT TO CHANGE WITHOUT NOTICE AT ANY TIME. 3. DIMENSIONS ARE IN INCHES [mm].			
ALLEN, TX 75013 WWW.FAIRVIEWMICROWAVE.COM		DWG NO		CAGE CODE	
TITLE 225 MHz to 2 GHz Balun at 50 Ohm to 25 Ohm Rated to 100 Watts in a SMT (Surface Mount) Package		FMBL1000		3FKR5	
		CAD FILE	081715	SHEET	SCALE N/A