

N Directional Coupler 20 dB Coupled Port From 800 MHz to 2.5 GHz Rated To 60 Watts

The FMCP1023-20 is an 20 dB RF coupler with 50 ohm N connectors operating from 0.8 to 2.5 GHz with a maximum input power of 60 Watts, and peak power handling of 1 kilowatt. The FMCP1023-20 has a coupling factor of 1 dB, insertion loss of 0.4 (excluding coupled power) and a maximum VSWR of 1.25. The coupler operates over a temperature range of -55° to 125° C and meets military environmental standard for humidity, shock, vibration, altitude and temperature. Couplers have many application and perform many valuable functions within the RF/Microwave world such as circuit feedback and signal sampling for measurement or monitoring.



Features:

- 0.8 to 2.5 GHz
- 60 Watts Max Power
- 20 dB Coupling Value
- Directional N Coupler
- Meets MIL-STD-202F for Humidity, Shock, Vibration, Altitude, Temperature Cycle

Electrical Specifications

Description	Min	Typ	Max	Units
Frequency Range	0.8		2.5	GHz
Impedance		50		Ohms
Coupling		20 ±1		dB
Freq. Sensitivity			0.7	dB
Insertion Loss			0.4	dB
Directivity	20			dB
Main Line VSWR			1.25:1	
Input Power (CW)			60	Watts
Input Power (Peak)			1	KWatts

Applications:

- Communications Systems// CDMA,GSM,LTE//Amplifier Systems//Amplifier Power Dividing//Aviation/Aerospace// Defense Applications

Mechanical Specifications

Size

Length	5.63 in [143 mm]
Width/Dia.	0.825 in [20.96 mm]
Height	1.94 in [49.28 mm]
Weight	0.51 lbs [231.33 g]

Configuration

Package Type	Connectorized
Input Connector	N Female
Output Connector	N Female
Coupled Connectors	N Female

Environmental Specifications

Temperature

Operating Range	-55 to +85 deg C
Storage Range	-65 to +125 deg C

Humidity	MIL-STD-202F METHOD 103B COND. B
Shock	MIL-STD-202F METHOD 213B COND. B
Vibration	MIL-STD-202F METHOD 204D COND. B
Altitude	MIL-STD-202F METHOD 105C COND. B
Temperature Cycle	MIL-STD-202F METHOD 107D COND. A

Fairview Microwave
 1130 Junction Dr. #100
 Allen, TX 75013
 Tel: 1-800-715-4396 / (972) 649-6678
 Fax: (972) 649-6689
www.fairviewmicrowave.com
sales@fairviewmicrowave.com

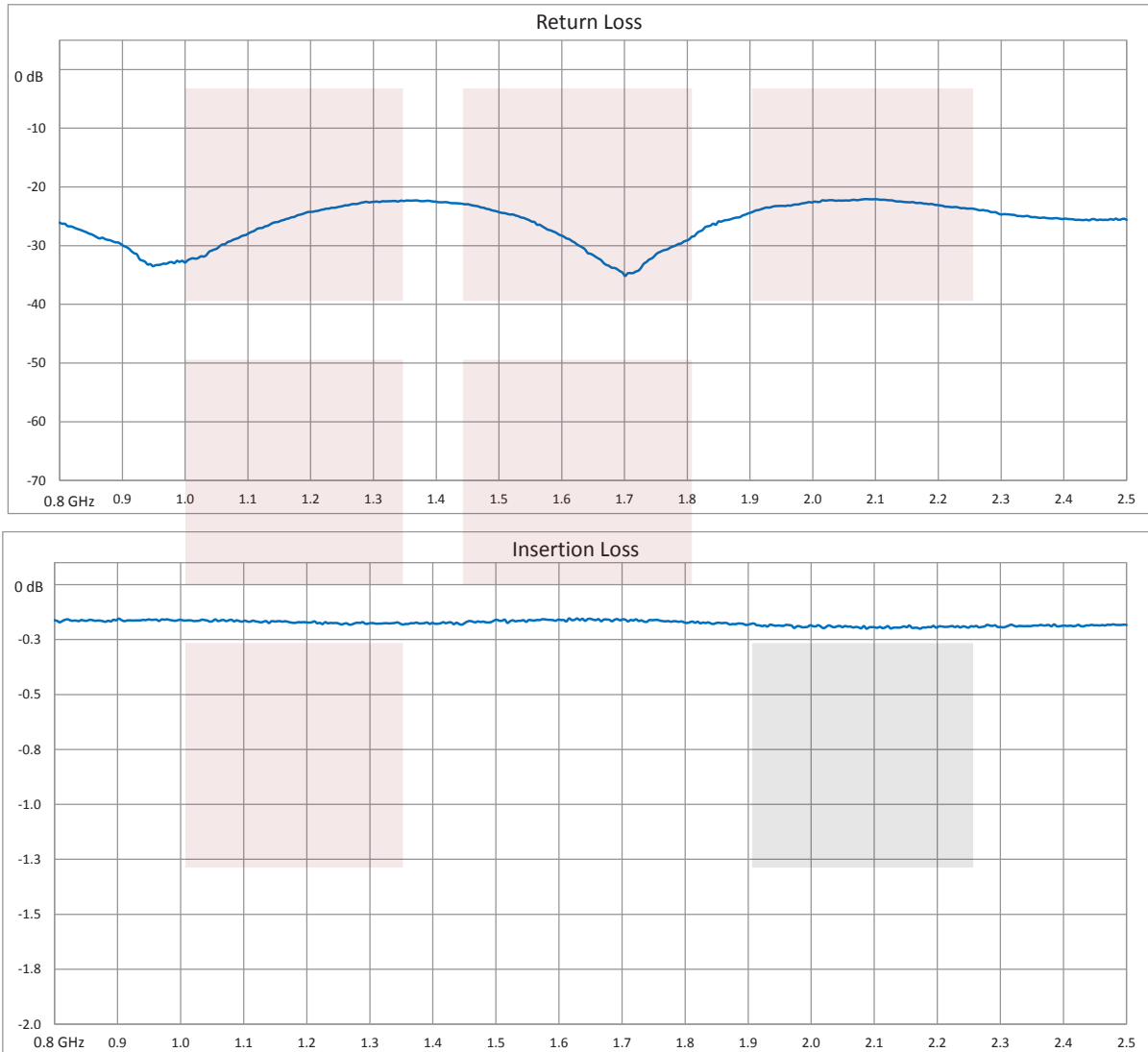
Compliance Certifications (visit www.FairviewMicrowave.com for current document)

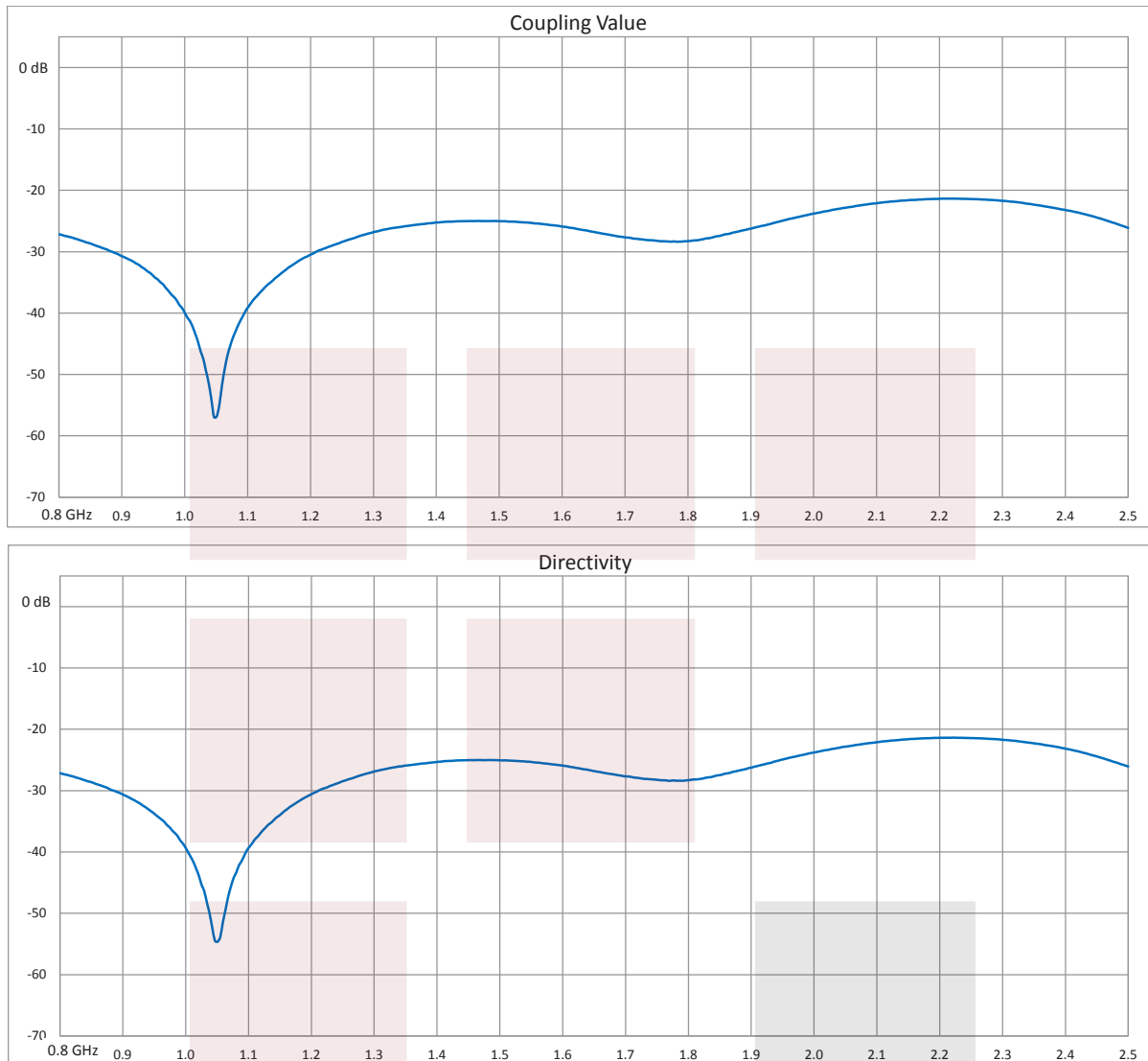
RoHS Compliant Yes
 REACH Compliant 12/17/2015

Plotted and Other Data

- Notes:
 • Values at 25°C, sea level.

Typical Performance Data



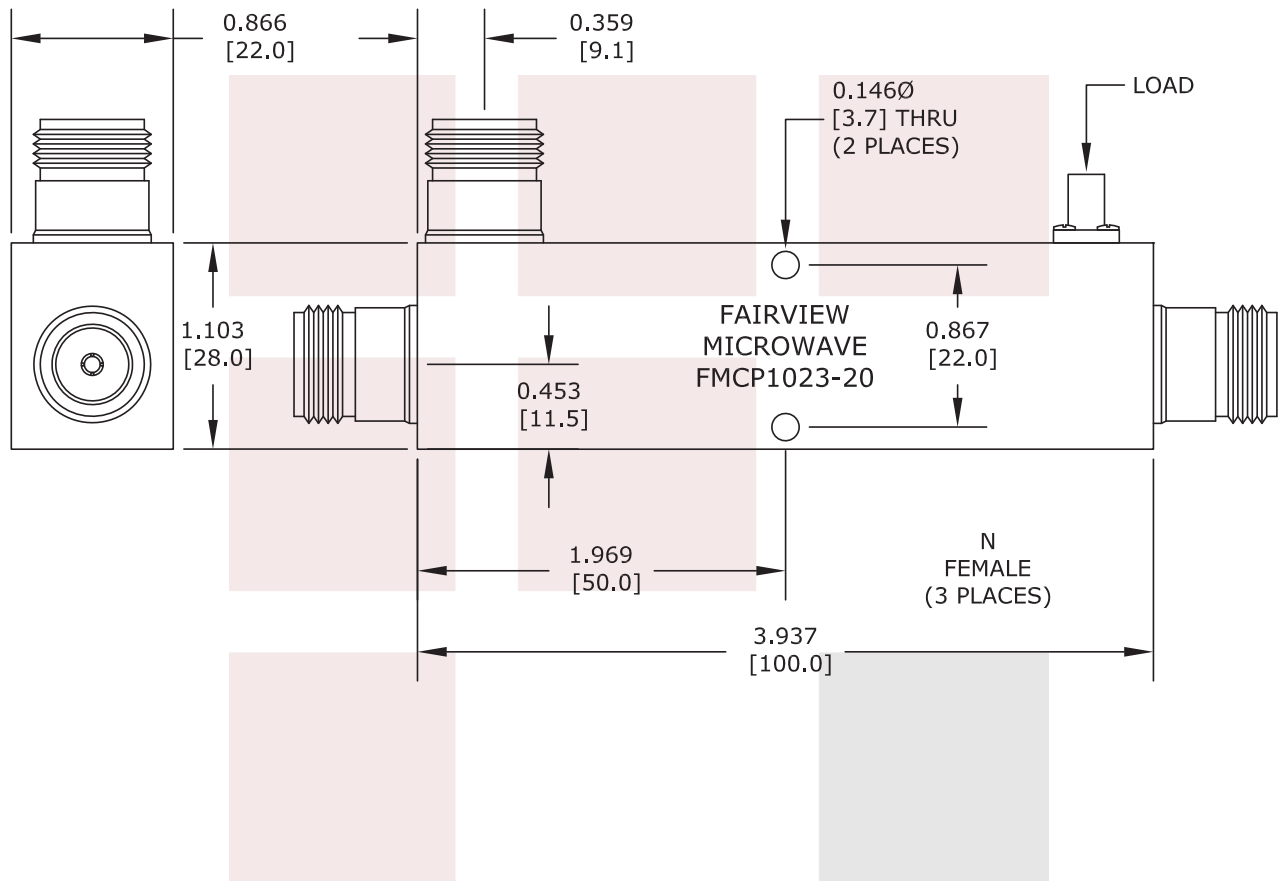


N Directional Coupler 20 dB Coupled Port From 800 MHz to 2.5 GHz Rated To 60 Watts from Fairview Microwave is in-stock and available to ship same-day. All of our RF/microwave products are available off-the-shelf from our ISO 9001:2008 certified facilities in Allen, Texas. Fairview Microwave is RF on-demand.

For additional information on this product, please click the following link: [N Directional Coupler 20 dB Coupled Port From 800 MHz to 2.5 GHz Rated To 60 Watts FMCP1023-20](http://www.fairviewmicrowave.com/n-directional-coupler-20-db-2.5-ghz-60-watts-fmcp1023-20)

URL: <http://www.fairviewmicrowave.com/n-directional-coupler-20-db-2.5-ghz-60-watts-fmcp1023-20-p.aspx>

The information contained in this document is accurate to the best of our knowledge and representative of the part described herein. It may be necessary to make modifications to the part and/or the documentation of the part, in order to implement improvements. Fairview Microwave reserves the right to make such changes as required. Unless otherwise stated, all specifications are nominal. Fairview Microwave does not make any representation or warranty regarding the suitability of the part described herein for any particular purpose, and Fairview Microwave does not assume any liability arising out of the use of any part or documentation.



FAIRVIEW MICROWAVE INC. ALLEN, TX 75013 WWW.FAIRVIEWMICROWAVE.COM		NOTES: 1. UNLESS OTHERWISE SPECIFIED ALL DIMENSIONS ARE NOMINAL. 2. ALL SPECIFICATIONS ARE SUBJECT TO CHANGE WITHOUT NOTICE AT ANY TIME. 3. DIMENSIONS ARE IN INCHES [mm].			
TITLE N Directional Coupler 20 dB Coupled Port From 800 MHz to 2.5 GHz Rated To 60 Watts		DWG NO FMCP1023-20		CAGE CODE 3FKR5	
CAD FILE 041415		SHEET		SCALE N/A	SIZE A
				2233	