

WRD180C24 to 2.92mm Female Waveguide to Coax Adapter Square Cover Flange With 18 GHz to 40 GHz Frequency Range For K-Ka Band

The SMW1840DRK is a waveguide to coaxial adapter with a frequency range of 18 to 40 GHz, operating in the K-Ka band. This adapter offers a precision tolerance square cover flange and a WRD180C24 waveguide interface size. SMW1840DRK is constructed of copper to ensure durability and repeatable RF performance. The coaxial connector offered by this adapter uses a 2.92mm geometry endorsed by International Electrotechnical Commission (IEC). The 2.92mm female connector mates with commercially available SMA and 3.5mm connectors. The package is REACH and RoHS compliant.

Configuration

Waveguide Size	WRD180C24
Flange	Square Cover
RF Connector	2.92mm Female
Impedance	50 Ohms
Body Geometry	Right Angle

Electrical Specifications

Description	Min	Typ	Max	Units
Frequency Range	18		40	GHz
VSWR			1.65:1	
Input Power (CW)			10	Watts

Specifications by Frequency

Description	F1	F2	F3	F4	F5	Units
Frequency	18 to 32	32 to 40				GHz
VSWR, Max	1.5:1	1.65:1				

Mechanical Specifications

Size

Length	0.88 in [22.35 mm]
Width	0.88 in [22.35 mm]
Height	1.02 in [25.91 mm]
Weight	0.10009 lbs [45.4 g]

RF Connector

Connector Type	2.92mm Female
Specification	30μ in. min.
Contact Material and Plating	Beryllium Copper, Gold
Body Material and Plating	Passivated Stainless Steel

Waveguide Interface

Waveguide Type	WRD180C24
Flange Type	Square Cover
Body Material and Plating	Copper

Environmental Specifications

Temperature

Operating Range	-55 to +120 deg C
-----------------	-------------------



Features:

- K-Ka Band, 18 to 40 GHz Frequency Range
- WRD180C24 Waveguide Interface with Square Cover Flange
- 2.92mm Female Coaxial Interface
- Comprehensive waveguide offerings also include E-Bends, H-Bends, Sections, Filters, Terminations, Couplers, and more.

Fairview Microwave
1130 Junction Dr. #100
Allen, TX 75013
Tel: 1-800-715-4396 / (972) 649-6678
Fax: (972) 649-6689
www.fairviewmicrowave.com
sales@fairviewmicrowave.com

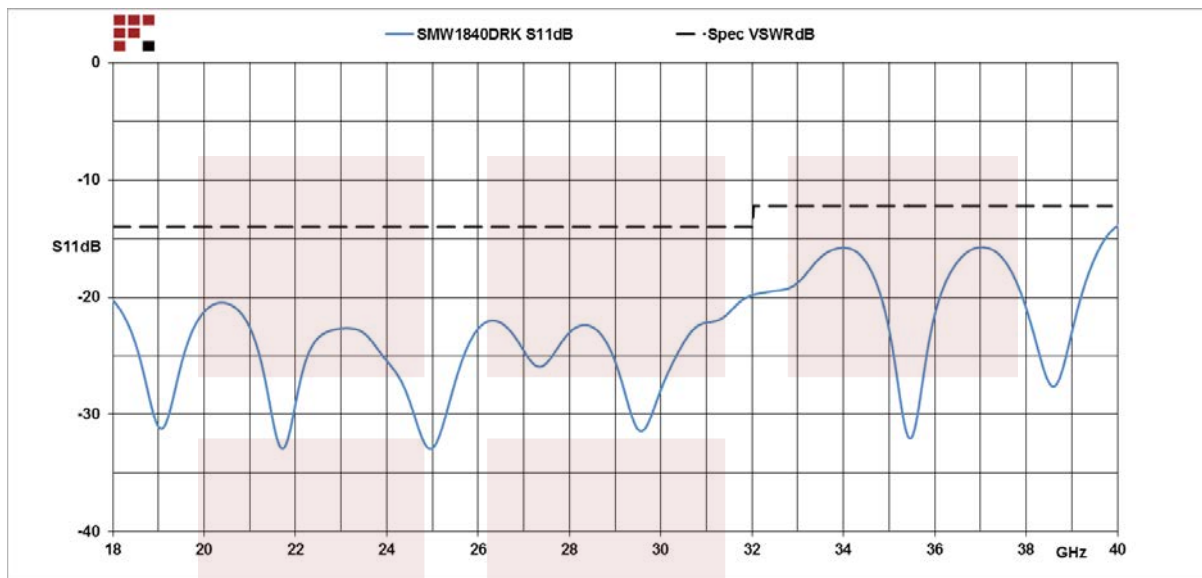
Compliance Certifications (see [product page](#) for current document)

Plotted and Other Data

Notes:

- Values at +25 °C, sea level unless stated otherwise

Typical Performance Data

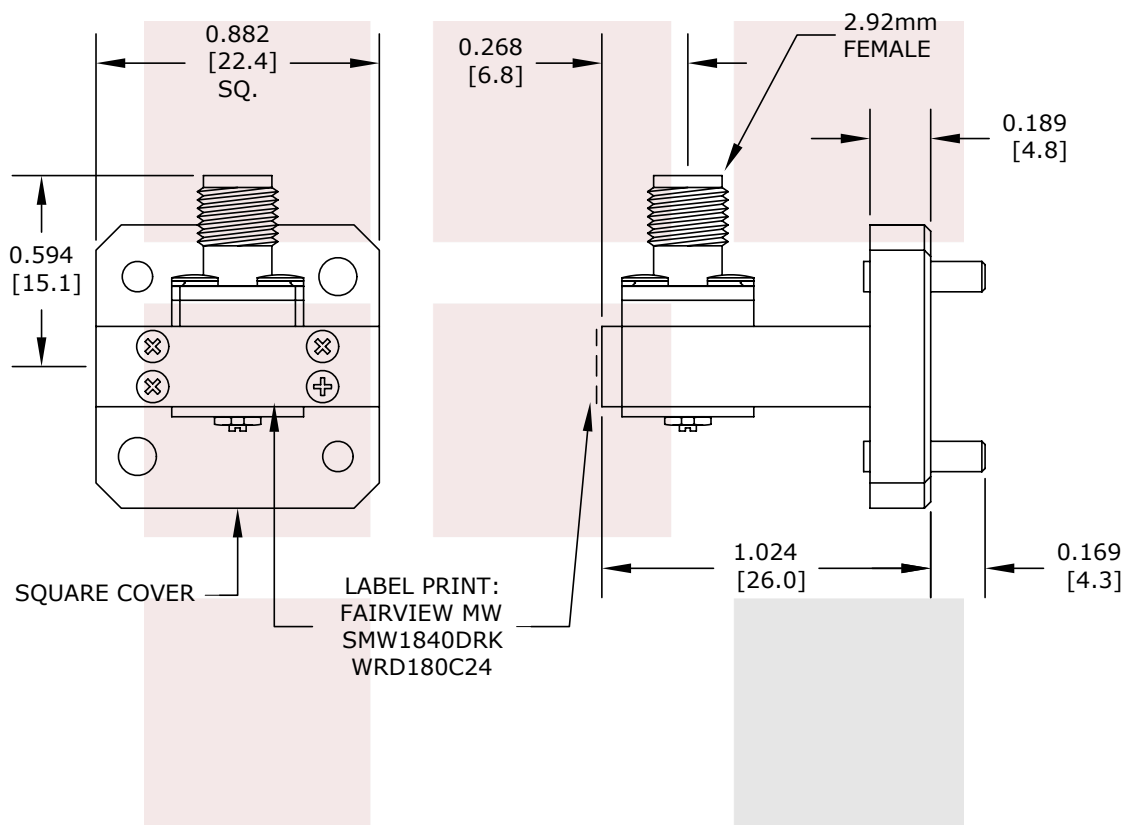


WRD180C24 to 2.92mm Female Waveguide to Coax Adapter Square Cover Flange With 18 GHz to 40 GHz Frequency Range For K-Ka Band from Fairview Microwave is in-stock and available to ship same-day. All of our RF/microwave products are available off-the-shelf from our ISO 9001:2008 certified facilities in Allen, Texas. Fairview Microwave is RF on-demand.

For additional information on this product, please click the following link: [WRD180C24 to 2.92mm Female Waveguide to Coax Adapter Square Cover Flange With 18 GHz to 40 GHz Frequency Range For K-Ka Band SMW1840DRK](#)

URL: <https://www.fairviewmicrowave.com/wrc180d24-2.92mm-female-connector-waveguide-coax-adapter-18-40-ghz-smw1840drk-p.aspx>

The information contained in this document is accurate to the best of our knowledge and representative of the part described herein. It may be necessary to make modifications to the part and/or the documentation of the part, in order to implement improvements. Fairview Microwave reserves the right to make such changes as required. Unless otherwise stated, all specifications are nominal. Fairview Microwave does not make any representation or warranty regarding the suitability of the part described herein for any particular purpose, and Fairview Microwave does not assume any liability arising out of the use of any part or documentation.



STANDARD TOLERANCES

.X ±0.2
.XX ±0.1
.XXX ±0.05

*STANDARD TOLERANCES APPLY
ONLY TO DIMENSIONS IN INCHES

FAIRVIEW MICROWAVE INC.

ALLEN, TX 75013 WWW.FAIRVIEWMICROWAVE.COM

NOTES:

1. UNLESS OTHERWISE SPECIFIED ALL DIMENSIONS ARE NOMINAL.
2. ALL SPECIFICATIONS ARE SUBJECT TO CHANGE WITHOUT NOTICE AT ANY TIME.
3. DIMENSIONS ARE IN INCHES [mm].

TITLE

WRD180C24 to 2.92mm Female Waveguide to Coax
Adapter Square Cover Flange With 18 GHz to 40 GHz
Frequency Range For K-Ka Band

DWG NO

SMW1840DRK

CAGE CODE

3FKR5

CAD FILE

041316

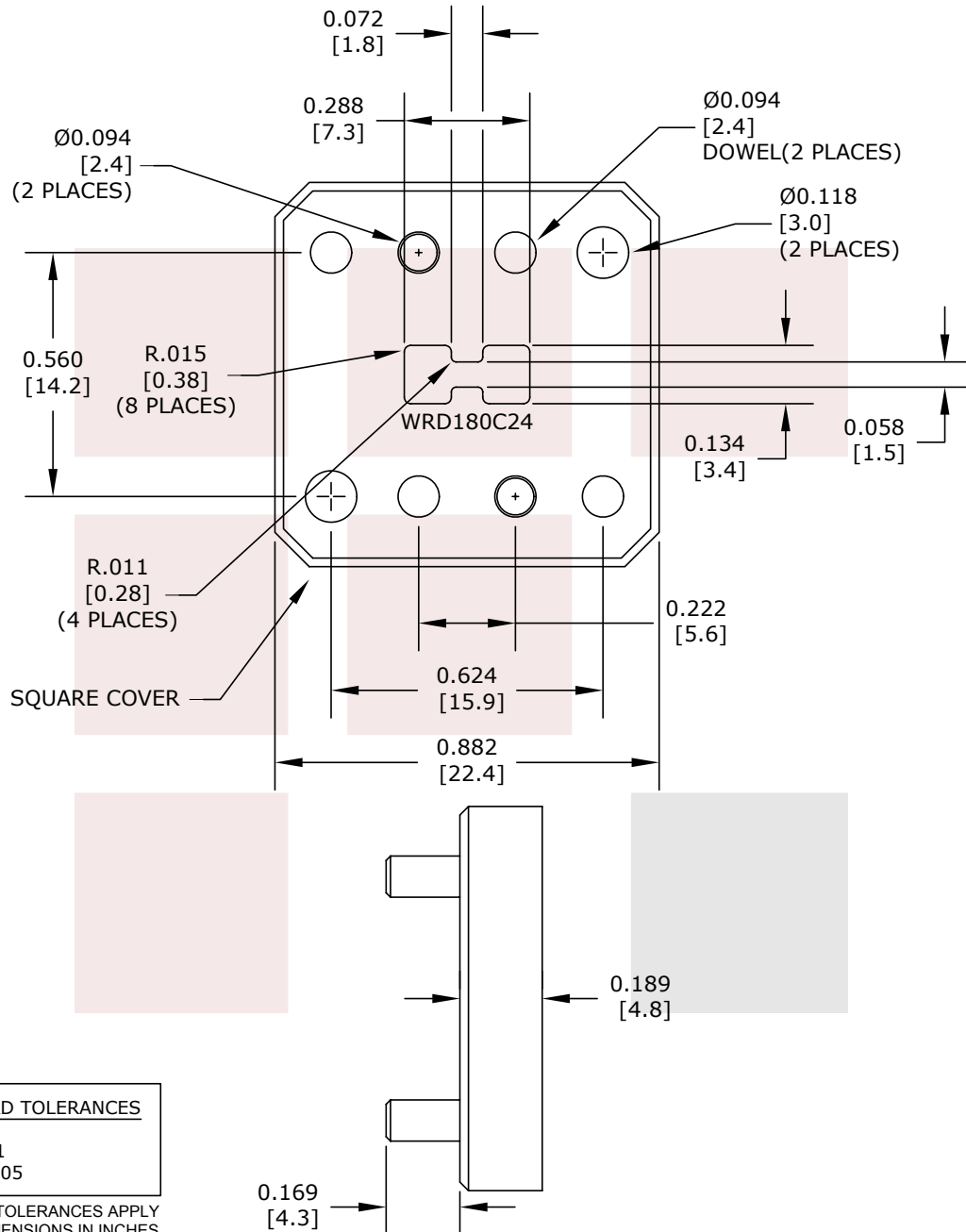
SHEET

SCALE

N/A

SIZE

A 3045



STANDARD TOLERANCES

.X ±0.2
.XX ±0.1
.XXX ±0.05

*STANDARD TOLERANCES APPLY
ONLY TO DIMENSIONS IN INCHES

FAIRVIEW MICROWAVE INC.

ALLEN, TX 75013 WWW.FAIRVIEWMICROWAVE.COM

NOTES:

1. UNLESS OTHERWISE SPECIFIED ALL DIMENSIONS ARE NOMINAL.
2. ALL SPECIFICATIONS ARE SUBJECT TO CHANGE WITHOUT NOTICE AT ANY TIME.
3. DIMENSIONS ARE IN INCHES [mm].

TITLE

WRD180C24 to 2.92mm Female Waveguide to Coax
Adapter Square Cover Flange With 18 GHz to 40 GHz
Frequency Range For K-Ka Band

DWG NO

SMW1840DRK

CAGE CODE

3FKR5

CAD FILE 041316

SHEET

SCALE N/A

SIZE A

3045