



PCE Americas Inc.
711 Commerce Way
Suite 8
Jupiter
FL-33458
USA
From outside US: +1
Tel: (561) 320-9162
Fax: (561) 320-9176
info@pce-americas.com

PCE Instruments UK Ltd.
Unit 11
Southpoint Business Park
Ensign way
Hampshire / Southampton
United Kingdom, SO31 4RF
From outside UK: +44
Tel: (0) 2380 98703 0
Fax: (0) 2380 98703 9
info@industrial-needs.com

www.pce-instruments.com/english
www.pce-instruments.com

Air Quality Meter PCE-RCM 15 INSTRUCTION MANUAL



Chapter One Product Description

This 24H large screen air quality detector is a multi-function detector, real-time monitoring of indoor formaldehyde, PM2.5, TVOC and temperature Humidity. Using advanced air quality analysis technology with 4 high-precision independent sensors and computing chips, instantaneous, accurate measurement data, and immediately converted into visual data, timely response to the air Contaminant content, Let you know the air quality easily and completely around you. This instrument is suitable for home, car and public places.


Chapter Two Function Description

- | | |
|-----------------------------------------------------|----------------------------------------------------------------|
| 1.7 inch large screen TFT LCD display | 2. Dust detection for PM2.5 P1.0 PM10 |
| 3. Temperature and humidity | 4. Formaldehyde TVOC and toxic gas detection |
| 5. Time calendar function | 6. Alarm function. |
| 7. Multiple interface options, user-friendly design | 8. Built-in large-capacity lithium battery, long working time. |

Chapter Three Instructions

1. Initial use: The instrument is calibrated by professional equipment when leaving factory. When using it for the first time, the screen readings may be higher after the boot, which is a normal phenomenon. Please take the instrument to an outdoor ventilated place for 30 minutes, then it will work normally.
2. operation instructions.
 - 1) Switch on and off: Long press the power button for more than 3 seconds to turn it on automatically. Long press the power button to turn it off automatically.
 - 2) Charging : Plug the coming USB charging line into instrument, another side into adaptor or other stuff with. USB charging port, like computer. The indicator light show red, is on charging; the indicator light show green, full charged.
 - 3) Please plug in the USB charging line when you are going to use it for a long time ,the internal battery of the instrument is a lithium polymer battery, Please fully charged the battery when it is not be used for a long time, so as not to affect the battery life.

Chapter Four Product schematic diagram



Chapter Five Operation

(1)Boot:.

With enough battery or the USB cable is connected to the power adapter, press and hold the power.button for 3 seconds.Automatic boot,Enter the boot interface.

After booting, the DM108 automatically enters the test mode. Test interface can be switched .by pressing UP or DOWN Button. There are 3 interfaces in this instrument:

Interface 1



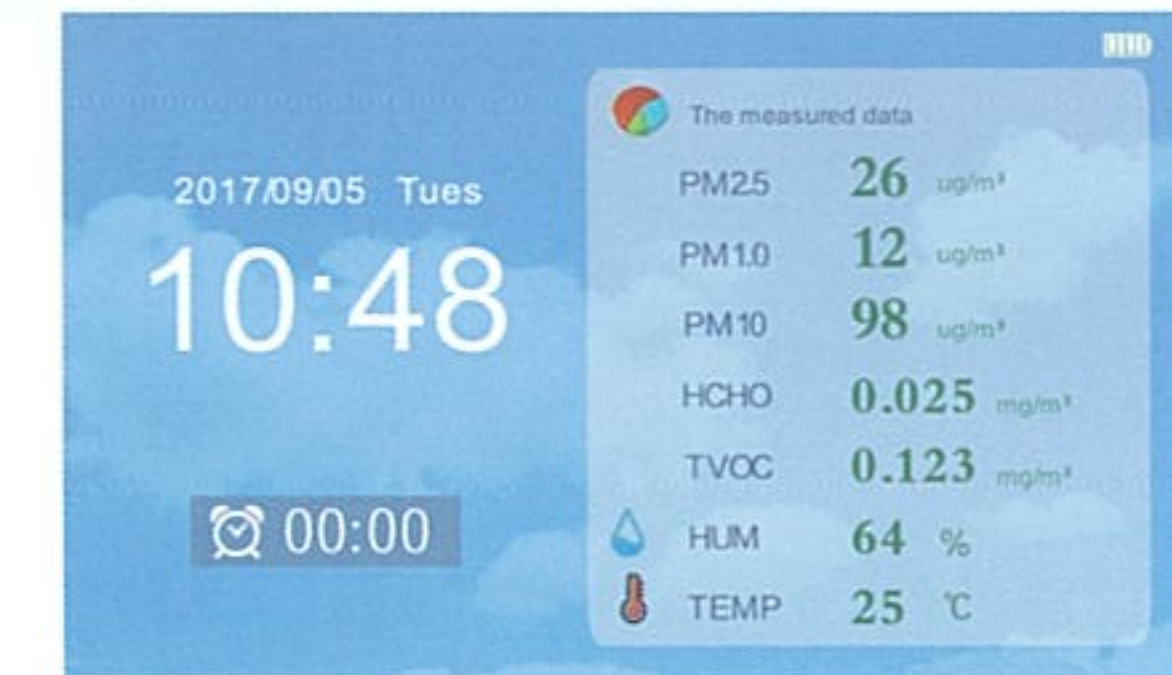
This interface, display PM2.5 PM1.0 PM 10 Temperature and humidity, formaldehyde, TVOC, and other data.

Interface 2

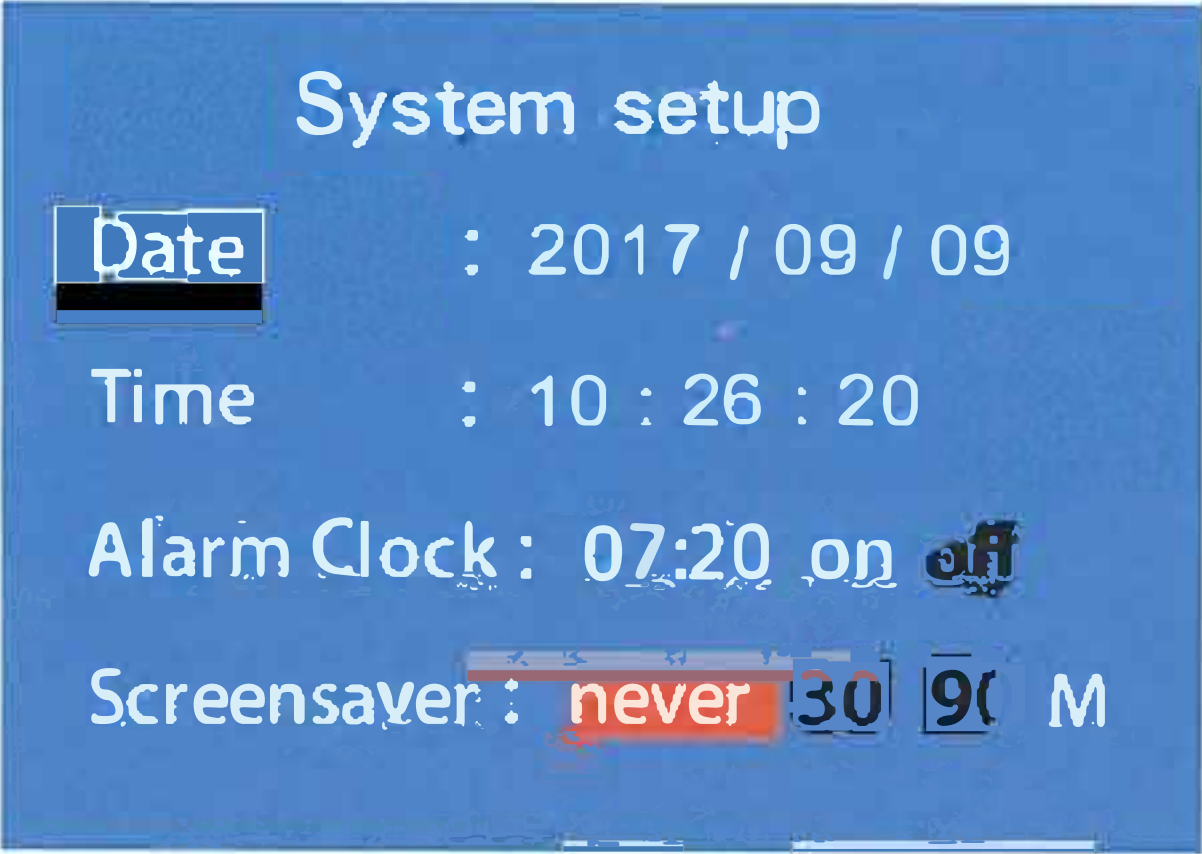


This interface display PM2.5, temperature, humidity. formaldehyde, TVOC, and AQI assessments.Press the SET button.the interface can be switched to display the value for PM2.5. PM1.0. PM10 test record value before 24 hours(record playback only save test data within the latest 24 hours after booting).

Interface 3



This interface, show PM2.5 temperature and humidity, formaldehyde, TVOC and other data and the alarm time is displayed.



Note:

Alarm setting: After long pressing the SET button, enter the setting interface. Click the SET button to select the alarm time. After setting the alarm time well, then confirm switches the ON or OFF option. Short press the SNZ button to select OK, long press the SNZ button to save such setting.

Screen saver settings: long press the SET button to enter the settings interface. Click the SET button to select the screen saver settings, set the screen saver mode. then short press the SNZ button to select OK. Then long press the SNZ button to save such setting.

Snooze Mode : when the alarm clock rings, press SZN button to ring again after ten minutes.

Air Quality Standard	PM2.5 Air Quality Rating Range	
Formaldehyde Less than 0.100:safety range 0.101–0.200:Light pollution 0.201–0.300:Moderate pollution 0.301 or more:heavy pollution	Air Quality Level	PM2.5(ug/m³) Average Standard Value
	Excellent	0~35
	Good	35~75
	Light pollution	75~115
TVOC Less than 0.600: safety range Achieve 0.601 or more: Exceeding the standard can cause respiratory system Abnormal, inflamed, cancerous, etc.	Moderate pollution	115~150
	Heavy pollution	150~250
	Severely pollution	more than 250

Chapter Six Precautions

- 1、 This instrument is a precision instrument. When use it please avoid to contact with alcohols, perfumes and other alcohols.HS.co. so.fumes and other gases , or will affect the accuracy of testing.
- 2、 Please keep the living room, bedroom other indoor rooms closed 12 hours before you detect the air, It will he more responsive to real pollution levels. Please select the average value from different detect points,then the datas can be more accurate.
- 3、 The instrument adopts sampling mode through the free circulation and diffusion of air, and the air quality is different when the different time it enters the detector. So it is normal that the values go up and down for the same detection point.
- 4、 Do not blow or block the sensor detection port of instrument. This will interfere with the normal operation of the instrument.
- 5、 The instrument is a precision instrument ,please do not disassemble the housing and internal devices by yourself.

Chapter seven product specification

Product Name: 24H Large Screen Air Quality Detector
Dimensions: 24.5*11 *12.5CM
Working temperature:-10-+50C
Input specification: 5.0V/2000mA
Charging interface- Micro USB

Display mode: Color TFT LCD Screen
Operating Humidity: 15-90% RH
Battery capacity: 5000mAh
Detection temperature:-10°C-+45°C
Storage temperature:-20°C-+50°C

Formaldehyde Specifications

Measurement range: 0.000-1.999mg/m³
Resolution: 0.001mg/m³

Measurement accuracy: ±5%
Measuring principle: Semiconductor

TVOC Specifications

Measuring range: 0.000-9.999mg/m³
Measurement accuracy: ±10%

Resolution: 0.001mg/m³
Measuring principle: Semiconductor

PM2.5,PM10,PM1.0 Specifications

Measuring range: 0-999ug/m³
Measurement accuracy: ±15%

Resolution: 1ug/m³
Measuring principle: Laser scattering

Temperature humidity Specifications

Temperature range:-10C-+45°C
Humidity range: 20%-99% RH

Measurement accuracy: ±1°C
Measurement accuracy: ±5%RH

Chapter Eight Package List

24H Large Screen Air Quality Tester *1
Charging line*1
Certificate*1

Packing box*1
User's Manual*1