



This compact plug-in signal converter connects with 3-wire type potentiometer, and provides DC voltage or current. This converter has Isolator built-in, also has burnout protection circuit as standard equipment.

Features

- ★ Fine Zero & span adjustment by 25 turn trimmer
- ★ Wide zero & span adjustment
- ★ Safe design by dielectric strength of 3000Vac
- ★ 5 years warranty, long life
- ★ CE approved
- ★ Burnout protection circuit built-in

Ordering code

WSPF- **MS** - **□□** - **□□**

Code	Rated input (Total Resistance)	Span Ad. Range	Zero Ad. Range
30	50ΩFS to 500ΩFS	50 to 100% FS	0 to 50% FS
31	501ΩFS to 10kΩFS		
19	0 to 343Ω (1kΩFS)	±20% FS (FS = 343Ω)	±20% FS (FS = 343Ω)
99 *1	Contact us for other than the above		

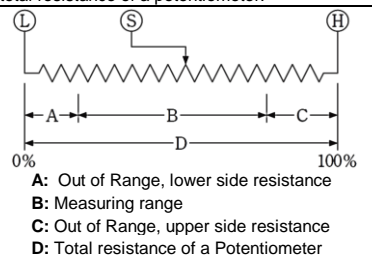
Code	Output	Allowable Load Resistance
A	4 to 20mA dc	750Ω or less
B	1 to 5mA dc	3kΩ or less
D	0 to 1mA dc	15kΩ or less
E	0 to 10mA dc	1.5kΩ or less
G	0 to 20mA dc	750Ω or less
H	1 to 5V dc	1kΩ or more
J	0 to 10mV dc	10kΩ or more
K	0 to 100mV dc	100kΩ or more
L	0 to 1V dc	1kΩ or more
N	0 to 5V dc	1kΩ or more
P	0 to 10V dc	2kΩ or more
R	±10V dc	2kΩ or more
S *1	Contact us for other than the above Current output 20mA or less Voltage output 10V or less	

Code	Test Report
X	None
T	With Test report

Code	Power Supply
A	100 to 240Vac ±10% 50/60Hz
D	24V dc ±10%
*2	10.8 to 30V dc
8	110V dc ±10%

★ Note: Zero & Span Adjustment

The measuring range must be 50% or more of total resistance of a potentiometer.



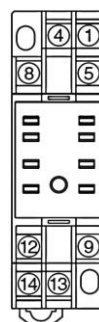
A procedure for adjustment, adjust Zero first, and then adjust the Span.

- *1...CE approval do not adapt input range code 99 and output range code S.
*2...CE approval do not adapt when power supply is 10.8Vdc to 30Vdc.

Specifications

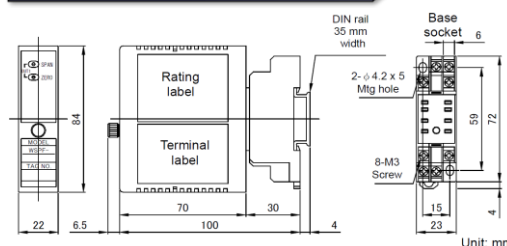
Input signal	3-wire type potentiometer
Accuracy	±0.1% FS (at 23°C)
Response time	Approx. 25ms (0 to 90%)
Allowable load	Current output 15V or less of voltage drop between output Voltage output Load current 5mA or less *1μA or less if the output is less than 1V FS
Span adjustment	50 to 100% of rated input (25 turn trimmer) (±20% for input 19)
Zero adjustment	0 to 50% of span (25 turn trimmer) (±20% for input 19)
Operating temperature	-5 to +55°C
Operating relative humidity	90% or less (Non-condensing)
Temperature coefficient	±0.015% of span per °C
Burnout protection	Upscale / downscale *Please specify when you order for downscale
Isolation	Between input, output, and power supply
Insulation resistance	100MΩ or more with 500Vdc megger Between input, output, and power supply terminal
Dielectric strength	3000Vac for 1 min between power supply and input/output terminal, 2000Vac for 1 min between input and output terminal
Power consumption	Approx. 4.4VA (AC), Approx. 64mA (DC)
Power supply variation	±0.1% FS (within the range of rated voltage)
Dimensions	84(H) X 23(W) X 106.5(D)mm
Weight	Approx. 130g
Structure	Plug-in (Body part and socket part)
Connection	M3 SEMS screw part of the base socket (Tightening torque 0.6N·m)
Mounting	DIN rail or wall surface
Case color and material	Ivory, ABS resin, flame retardant grade UL94V-0
CEC directive	EN61326-1, EN61010-1, EN50581
Installation category	: II. Pollution degree : 2
Rated altitude	2000m or less

Terminal connections



No	Symbol	Description
1	INPUT	HIGH
4		SLIDE
5		LOW
8		NC
9	OUTPUT-1	+
12		-
13	POWER	U(+)
14		V(-)

Dimensions



* Specification is subject to change without notice