

# C400M

## IR FEVER WARNING SYSTEM

# WHY CHOOSE GUIDE



## Guide Infrared—Leader in infrared thermal imaging industry

Guide Infrared Company has a market value of nearly 40 billion RMB, an industrial park covering 200 acres and 3,000 employees

## 20 years' experience in the field of infrared thermography temperature screening

In 2003, GUIDE supplied the thermal imaging system to prevent the spread of SARS. In the past 20 years, based on a large number of practical application cases, we continuously optimize algorithms and upgrade software and hardware to achieve fast and accurate temperature detection. As a quick non-contact human temperature detection equipment, GUIDE IR Fever Warning Systems are not only applied at transportation hubs such as airports, railway stations, subway stations, but also hospitals, banks, large factories, office buildings, schools, supermarkets, residents Community and other gathering public places.

## APPLICATION CASES





# C400M IR Fever Warning System

Won IF Design Award



CE FCC RoHS

Accuracy  
 $\leq \pm 0.4^{\circ}\text{C}$



GUIDE C400M IR Fever Warning System can help to detect virus related fevers fast, intelligent, and safe, which are widely used at airport, stations, factories, schools and other gathering public places. GUIDE C400M integrates various technologies such as infrared thermography, HD visual camera, high-end image processing, intelligent warning, screen display, and wireless remote control to ensure the human temperature screening more simple, efficient and accurate.



## Features

- Provide fast temperature screening for a group of people in real-time
- Support automatic warning while detecting fever people
- Support automatic temp calibration and warning pre-value setting,
- Rotatable design to achieve all around monitoring
- Optional tripod, 24 - inch monitor, support projection function, wireless control
- Handheld-type, easy to deploy and take

## Application

- Large-scale temperature screening of airports, railway stations and more.
- Control and reduce the spread of virus with fever symptom, such as Ebola, SARS and Zika, Novel Coronavirus...

C400M	
Item	Specification
IR detector	
IR resolution	384 × 288
Detector type	VOx/25μm/7.5~14μm
Frame rate	25Hz/9Hz
NETD	40mk
Focal length	25mm/F1.0
Field of view(FOV)	21.7° × 16.4°
Spatial resolution(IFOV)	0.99mrad
Min focus distance	0.4m
Focus	Electric, Automatic
Image Presentation	
LCD Display	5",1280 × 720 High Light Touch Screen
Viewfinder	1280 × 960 LCOS Screen
Brightness contrast	Automatic, Manual, Fixed
Image mode	IR image, Visual image, PIP, MIF
Color palette	8
Digital zoom	1.1~4x
Temperature Measurement	
Measurement Range	20℃~60℃
Accuracy	≤ ±0.4℃ (target temperature 32℃~38℃)
Spot/Line/Area	5 spots, 5 lines, 5 Areas
Analysis Info Storage	Saved with image (spot,line,areas)
Automatic Tracking	Either max. or min.
Isotherm	Upward, downward
Warning	Support image and voice warning
Storage	
Image Format	Full Radiometric (JPG)
Image Internal Storage	Built-in 16G, SD card 16G (maximum support 32G)
Report Creation	PDF format, support print by connecting Wifi
Video Format	H.264(with temperature information)
Video Storage	Manual
Other	
Hardware	Visual camera of 5 million pixels, Illuminator, laser, Wi-Fi, Microphone(Volume adjustable), Speaker(Volume adjustable), Digital compass, GPS, Light sensor
Interface	Micro USB 2.0,SD card,Gigabit Ethernet,Tripod,Mini HDMI
Battery	Rechargeable Li-ion Battery(Certified to UN38.3), battery time>4 hours, support Sleeping mode
Working Temperature	15℃~35℃
Storage Temperature	- 40℃~70℃
Encapsulation	IP54
Weight	1350g
Size	206mm × 145mm × 135mm
Standard Accessories	Li-ion battery,Power supply adapter, Adapter plug (5 pcs), Shoulder strap,USB cable, HDMI cable, Network cable, Quick Start Guide, User Manual, Data Download Card, SD card(16G), Hard transport case
Optional Accessories	Tripod, wireless mouse & keyboard & Micro USB OTG cable, 24 inch monitor (HDMI interface) & changeover plug., Li-ion battery, Pouch, Battery charger, Bluetooth earphone, Extended lens, Lens bag

\*Note: The temperature measurement accuracy is a typical value under the specified mode and application conditions. The final interpretation right belongs to our company.

### Standard

Thermal camera



### Optional

Thermal camera

Tripod

Monitor

Mouse & keyboard



## Applications

Stations, factories, offices, supermarkets, schools where people flow in and out in orderly manner, and suggest set up a one-way channel.

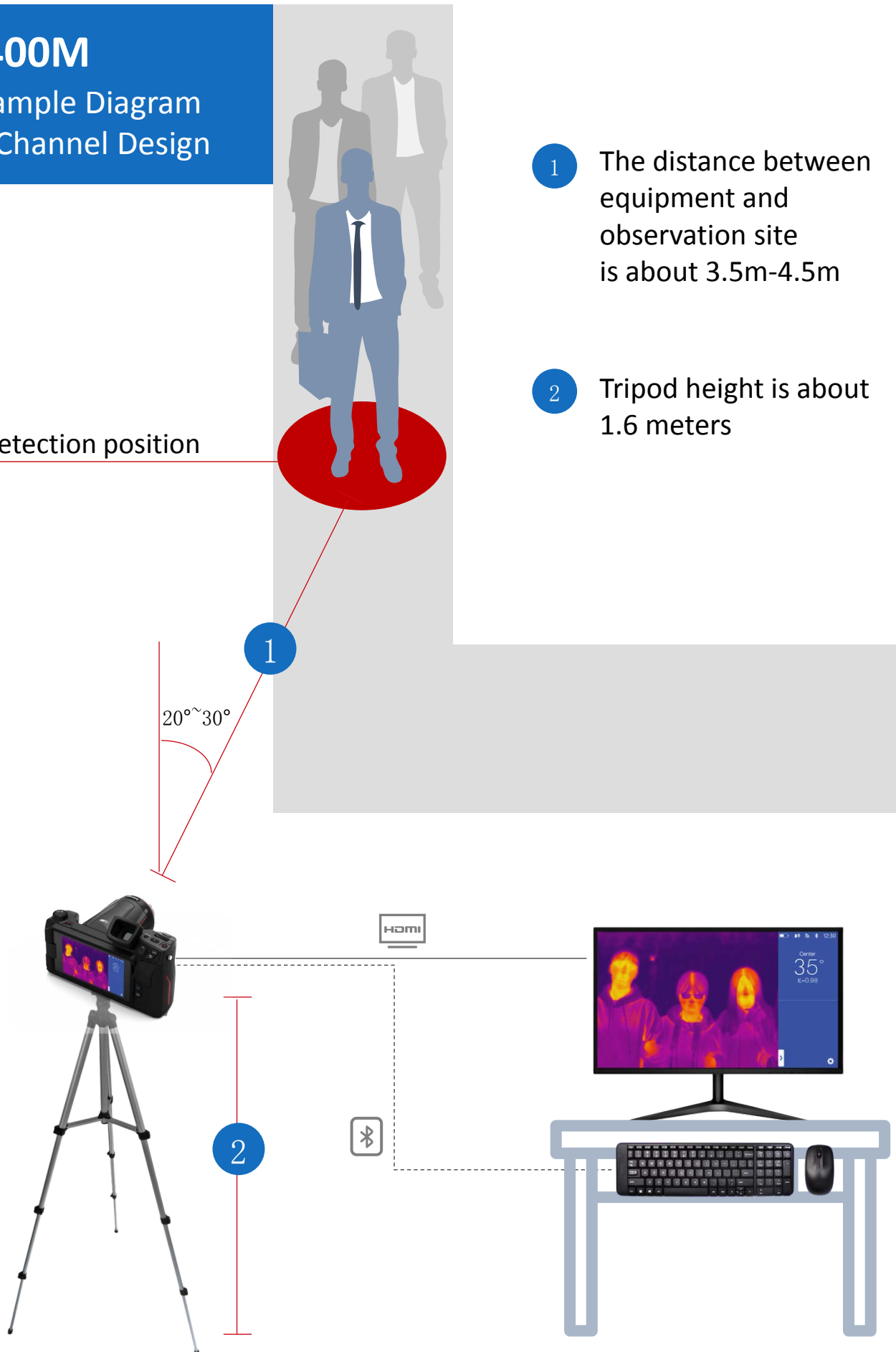
Suggested distance: 3~5 meter



## C400M

### Example Diagram of Channel Design

Best detection position



## ABOUT GUIDE

**GUIDE SENSMART** is the subsidiary of **GUIDE INFRARED**, focusing on R&D, manufacturing and marketing for commercial infrared thermal imaging products for masses market since 2016. **GUIDE INFRARED** was founded in 1999, and takes the lead in R&D, production and sales of infrared thermal imaging system and large-scale optoelectronic system. At present, GUIDE Group has a market value of nearly 40 billion RMB, and has more than 3,000 high-tech talents.

In the past 20 years, GUIDE, who has worked hard in the field of thermography human temperature detection, has accumulated a large number of real and reliable samples and numerous application scenarios, forming a large scientific database. Through continuous optimization of algorithms and software and hardware upgrades, especially in the deep learning algorithm based on neural network, which makes temperature detection faster and more accurate.



### Guide Sensmart Tech Co., Ltd

Email: [enquiry@guide-infrared.com](mailto:enquiry@guide-infrared.com)

Tel: +86 27 81298784

Website: [www.guideir.com](http://www.guideir.com)

\*Technical parameters are subject to change without notice. For the latest information, please visit our website.

